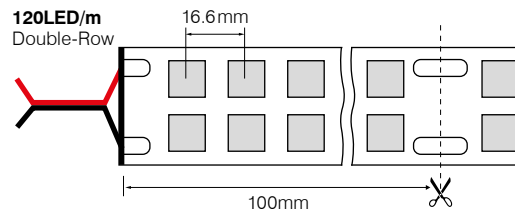
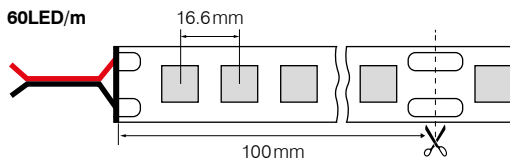
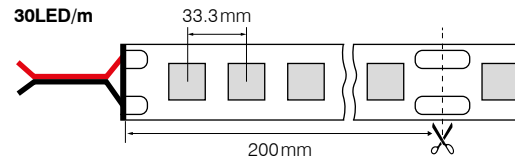


CRI >90 5050 LED STRIP



Abmessungen/Dimensions	5000mm
Leuchtmittel/Light source	SMD 5050
Lichtstrom /Luminous Flux	540 – 2800lm/m
Leistung/Wattage	7.2 – 28.8W/m
Anzahl LEDs/LED Qty	30, 60LED/m 120LED/m Double-Row
IP-Schutzart/IP-Protection	IP20, IP67
Schutzklasse/Protection Class	III



Artikelnummer Article Number	IP IP	LEDs/m LED s/m	CRI CRI	Teilungsmaß Cutting unit	Leistung Wattage	PCB Breite PCB Width	Farbe Color	Lichtstrom Luminous Flux
Constant Current Strips								
P5050Y060CB-27	IP20	60LED/m	CRI>90	100mm	14.4W/m	10mm	2700K	1120lm/m
P5050Y060CB-30	IP20	60LED/m	CRI>90	100mm	14.4W/m	10mm	3000K	1220lm/m
P5050Y060CB-40	IP20	60LED/m	CRI>90	100mm	14.4W/m	10mm	4000K	1300lm/m
P5050Y060CB-60	IP20	60LED/m	CRI>90	100mm	14.4W/m	10mm	6000K	1400lm/m
P5050Z060CB-27	IP67	60LED/m	CRI>90	100mm	14.4W/m	12mm	2700K	1085lm/m
P5050Z060CB-30	IP67	60LED/m	CRI>90	100mm	14.4W/m	12mm	3000K	1185lm/m
P5050Z060CB-40	IP67	60LED/m	CRI>90	100mm	14.4W/m	12mm	4000K	1261lm/m
P5050Z060CB-60	IP67	60LED/m	CRI>90	100mm	14.4W/m	12mm	6000K	1360lm/m
Constant Voltage Strips								
P5050Y030B-27	IP20	30LED/m	CRI>90	200mm	7.2w/m	10mm	2700K	560lm/m
P5050Y030B-30	IP20	30LED/m	CRI>90	200mm	7.2w/m	10mm	3000K	610lm/m
P5050Y030B-40	IP20	30LED/m	CRI>90	200mm	7.2w/m	10mm	4000K	650lm/m
P5050Y030B-60	IP20	30LED/m	CRI>90	200mm	7.2w/m	10mm	6000K	700lm/m
P5050Z030B-27	IP67	30LED/m	CRI>90	200mm	7.2w/m	12mm	2700K	540lm/m
P5050Z030B-30	IP67	30LED/m	CRI>90	200mm	7.2w/m	12mm	3000K	590lm/m
P5050Z030B-40	IP67	30LED/m	CRI>90	200mm	7.2w/m	12mm	4000K	630lm/m
P5050Z030B-60	IP67	30LED/m	CRI>90	200mm	7.2w/m	12mm	6000K	680lm/m
P5050Y060B-27	IP20	60LED/m	CRI>90	100mm	14.4W/m	10mm	2700K	1120lm/m
P5050Y060B-30	IP20	60LED/m	CRI>90	100mm	14.4W/m	10mm	3000K	1220lm/m
P5050Y060B-40	IP20	60LED/m	CRI>90	100mm	14.4W/m	10mm	4000K	1300lm/m
P5050Y060B-60	IP20	60LED/m	CRI>90	100mm	14.4W/m	10mm	6000K	1400lm/m

CRI >90 5050 LED STRIP

Artikelnummer Article Number	IP IP	LEDs/m LEDs/m	CRI CRI	Teilungsmaß Cutting unit	Leistung Wattage	PCB Breite PCB Width	Farbe Color	Lichtstrom Luminous Flux
P5050Z060B-27	IP67	60LED/m	CRI>90	100mm	14.4W/m	12mm	2700K	1085lm/m
P5050Z060B-30	IP67	60LED/m	CRI>90	100mm	14.4W/m	12mm	3000K	1185lm/m
P5050Z060B-40	IP67	60LED/m	CRI>90	100mm	14.4W/m	12mm	4000K	1261lm/m
P5050Z060B-60	IP67	60LED/m	CRI>90	100mm	14.4W/m	12mm	6000K	1360lm/m
P5050Y120DB-27	IP20	120LED/m Double-Row	CRI>90	100mm	28.8W/m	20mm	2700K	2240lm/m
P5050Y120DB-30	IP20	120LED/m Double-Row	CRI>90	100mm	28.8W/m	20mm	3000K	2440lm/m
P5050Y120DB-40	IP20	120LED/m Double-Row	CRI>90	100mm	28.8W/m	20mm	4000K	2600lm/m
P5050Y120DB-60	IP20	120LED/m Double-Row	CRI>90	100mm	28.8W/m	20mm	6000K	2800lm/m